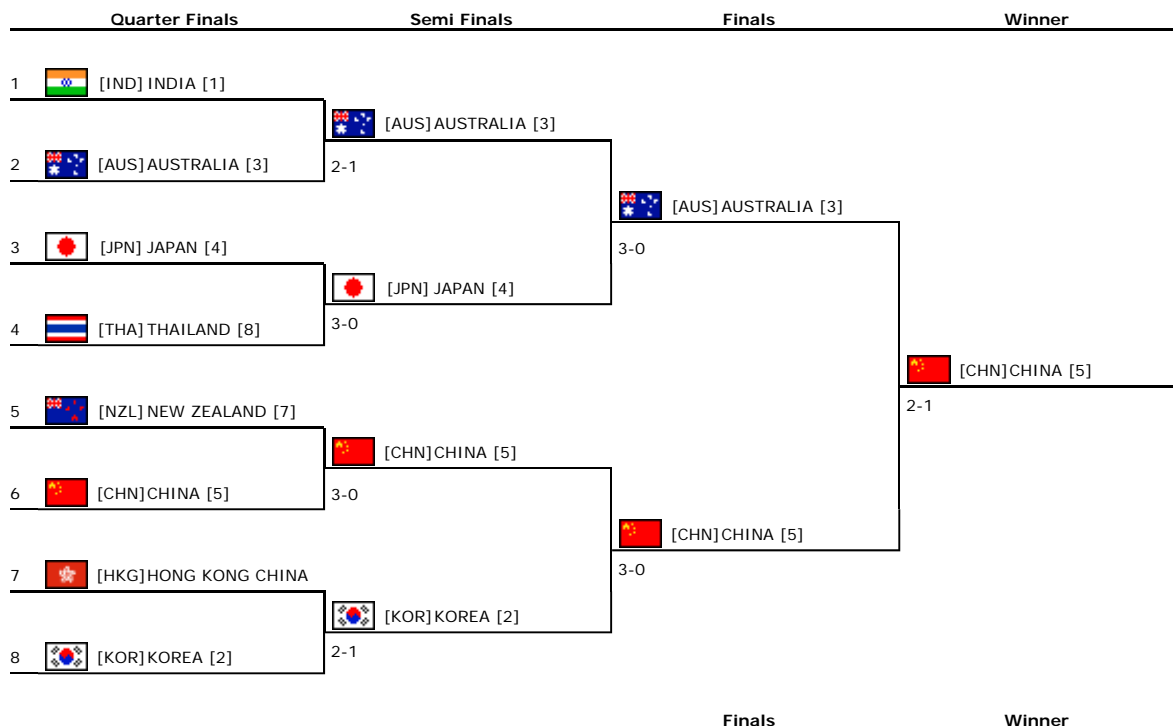
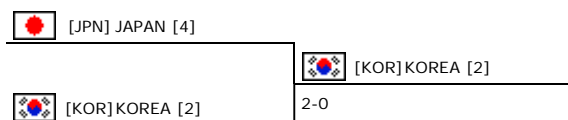


Jnr Fed Cup by BNP Paribas - Play-off 1st-8th

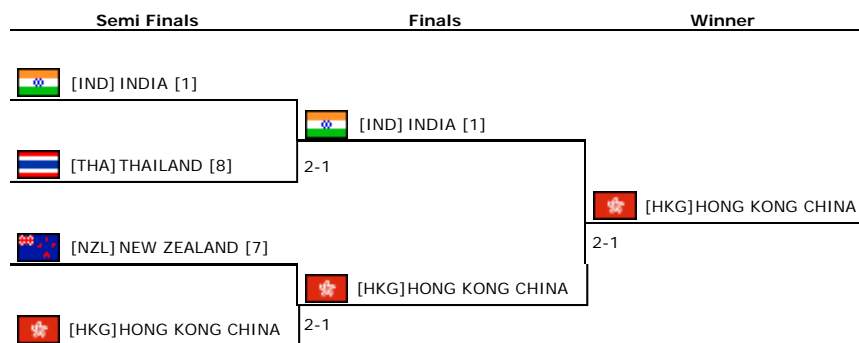
Jnr Fed Cup by BNP Paribas - Play-off 1st-8th



Places 3-4



Places 5-8

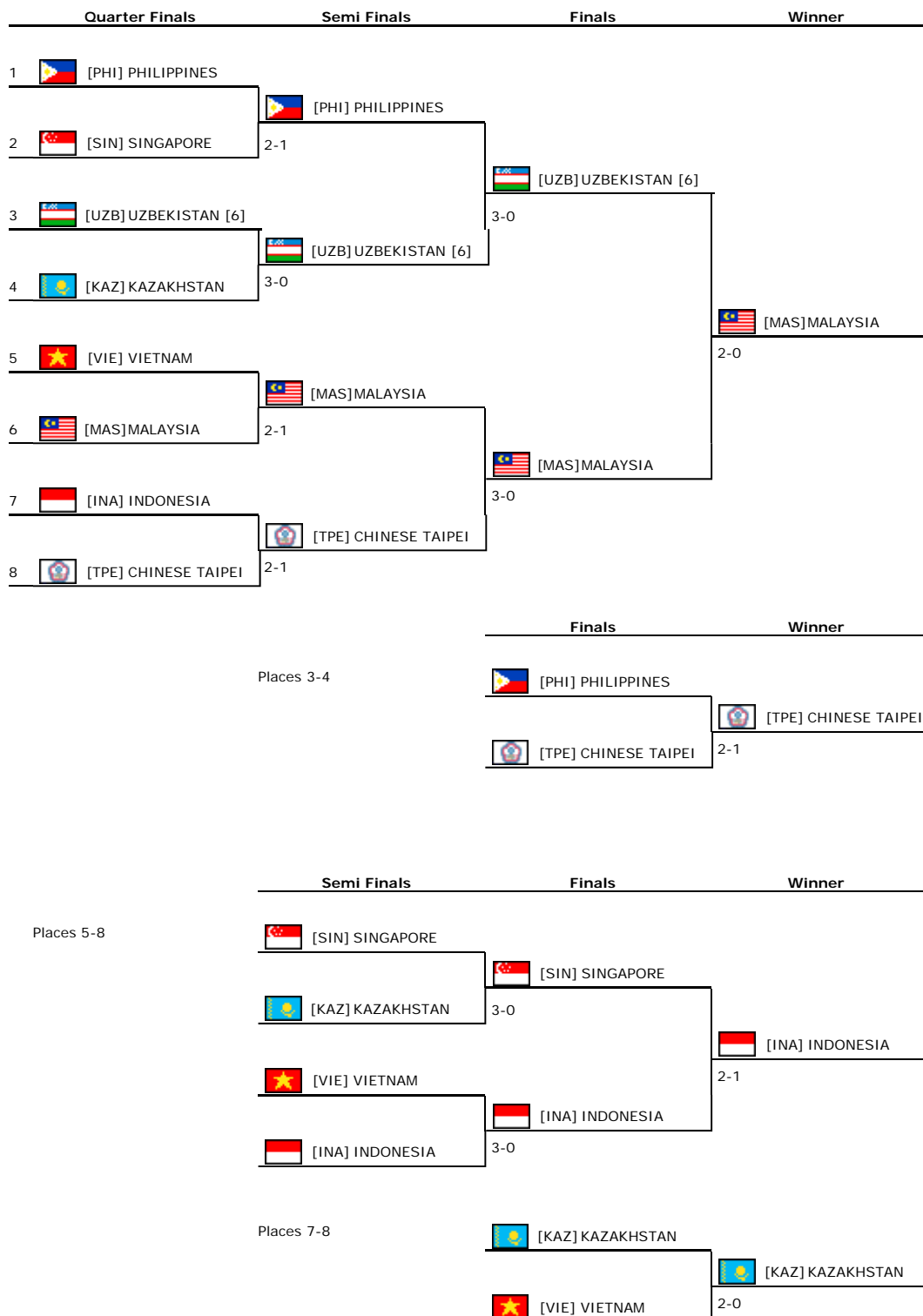


Places 7-8







Jnr Fed Cup by BNP Paribas - Play-off 9th-16th





Jnr Fed Cup by BNP Paribas - Play-off 9th-16th



Jnr Fed Cup by BNP Paribas - Group A
Jnr Fed Cup by BNP Paribas - Group A





		1	2	3	4
1	 [IND] INDIA [1]		3-0 Won	3-0 Won	2-0 Won
2	 [VIE] VIETNAM	0-3 Lost		1-2 Lost	0-3 Lost
3	 [PHI] PHILIPPINES	0-3 Lost	2-1 Won		0-3 Lost
4	 [NZL] NEW ZEALAND [7]	0-2 Lost	3-0 Won	3-0 Won	

Standings of Jnr Fed Cup by BNP Paribas - Group A





		Points	Played	Matches	Sets	Sets %	Games	Games %
1	 [IND] INDIA	3	3	8 - 0	16 - 1	94.1%	103 - 34	75.2%
2	 [NZL] NEW ZEALAND	2	3	6 - 2	12 - 6	66.7%	94 - 49	65.7%
3	 [PHI] PHILIPPINES	1	3	2 - 7	7 - 14	33.3%	64 - 106	37.6%
4	 [VIE] VIETNAM	0	3	1 - 8	3 - 17	15.0%	45 - 117	27.8%

provided by tournamentsoftware.com

Jnr Fed Cup by BNP Paribas - Group B
Jnr Fed Cup by BNP Paribas - Group B




		1	2	3	4
1	 [KOR] KOREA [2]		3-0 Won	3-0 Won	2-1 Won
2	 [KAZ] KAZAKHSTAN	0-3 Lost		1-2 Lost	0-3 Lost
3	 [TPE] CHINESE TAIPEI	0-3 Lost	2-1 Won		0-3 Lost
4	 [THA] THAILAND [8]	1-2 Lost	3-0 Won	3-0 Won	

Standings of Jnr Fed Cup by BNP Paribas - Group B





		Points	Played	Matches	Sets	Sets %	Games	Games %
1	 [KOR] KOREA	3	3	8 - 1	17 - 3	85.0%	114 - 52	68.7%
2	 [THA] THAILAND	2	3	7 - 2	15 - 5	75.0%	106 - 57	65.0%
3	 [TPE] CHINESE TAIPEI	1	3	2 - 7	4 - 15	21.1%	46 - 97	32.2%
4	 [KAZ] KAZAKHSTAN	0	3	1 - 8	3 - 16	15.8%	43 - 103	29.5%

provided by tournamentsoftware.com


Jnr Fed Cup by BNP Paribas - Group C
Jnr Fed Cup by BNP Paribas - Group C

		1	2	3	4
1	 [AUS] AUSTRALIA [3]		3-0 Won	3-0 Won	1-2 Lost
2	 [MAS] MALAYSIA	0-3 Lost		2-1 Won	0-3 Lost
3	 [SIN] SINGAPORE	0-3 Lost	1-2 Lost		0-3 Lost
4	 [CHN] CHINA [5]	2-1 Won	3-0 Won	3-0 Won	





Standings of Jnr Fed Cup by BNP Paribas - Group C

		Points	Played	Matches	Sets	Sets %	Games	Games %
1	 [CHN] CHINA	3	3	8 - 1	16 - 2	88.9%	104 - 34	75.4%
2	 [AUS] AUSTRALIA	2	3	7 - 2	14 - 5	73.7%	92 - 66	58.2%
3	 [MAS] MALAYSIA	1	3	2 - 7	5 - 15	25.0%	70 - 106	39.8%
4	 [SIN] SINGAPORE	0	3	1 - 8	3 - 16	15.8%	48 - 108	30.8%

Jnr Fed Cup by BNP Paribas - Group D
Jnr Fed Cup by BNP Paribas - Group D

		1	2	3	4
1	 [JPN] JAPAN [4]		3-0 Won	3-0 Won	2-0 Won
2	 [HKG] HONG KONG CHINA	0-3 Lost		2-0 Won	2-1 Won
3	 [INA] INDONESIA	0-3 Lost	0-2 Lost		1-2 Lost
4	 [UZB] UZBEKISTAN [6]	0-2 Lost	1-2 Lost	2-1 Won	

Standings of Jnr Fed Cup by BNP Paribas - Group D

		Points	Played	Matches	Sets	Sets %	Games	Games %
1	 [JPN] JAPAN	3	3	8 - 0	16 - 1	94.1%	102 - 40	71.8%
2	 [HKG] HONG KONG CHINA	2	3	4 - 4	9 - 8	52.9%	75 - 74	50.3%
3	 [UZB] UZBEKISTAN	1	3	3 - 5	8 - 13	38.1%	90 - 107	45.7%
4	 [INA] INDONESIA	0	3	1 - 7	4 - 15	21.1%	57 - 103	35.6%

provided by tournamentsoftware.com