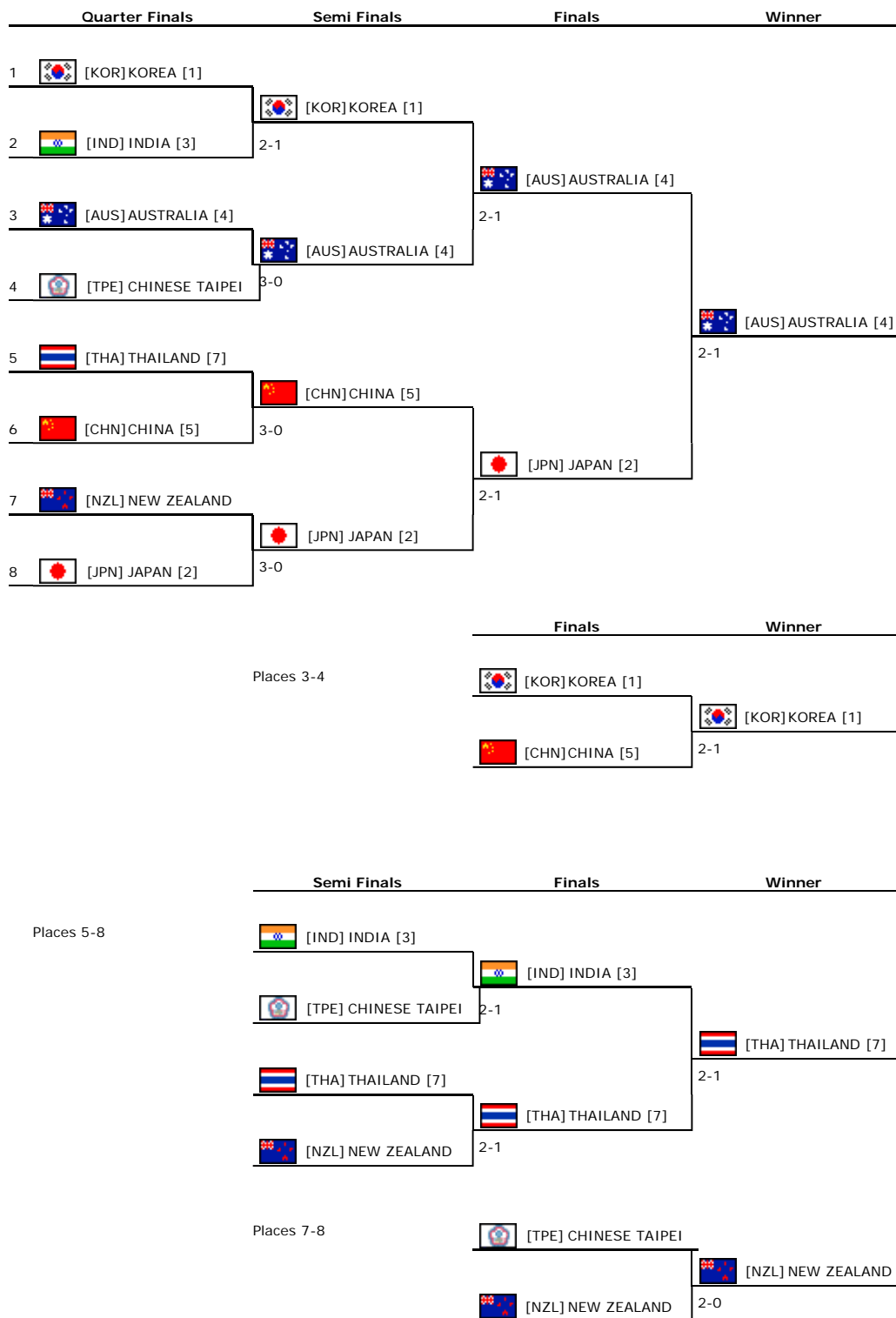


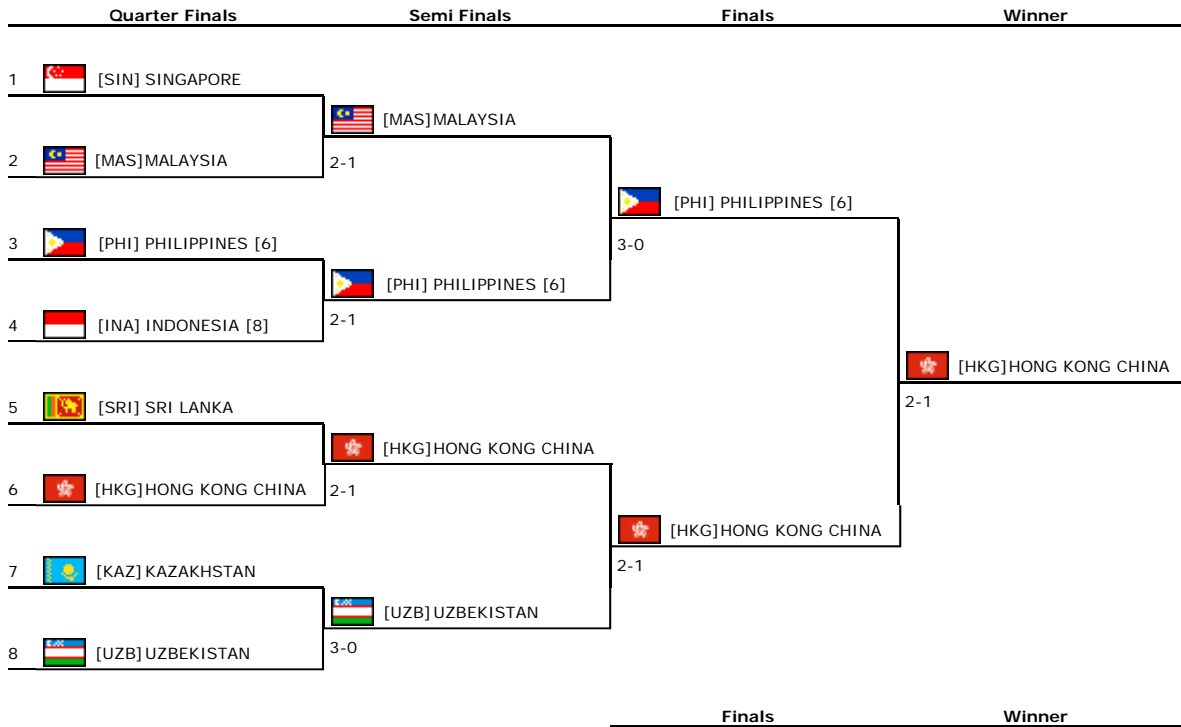
## Jnr Davis Cup by BNP Paribas - Play-off 1st-8th

## Jnr Davis Cup by BNP Paribas - Play-off 1st-8th



## Jnr Davis Cup by BNP Paribas - Play-off 9th-16th

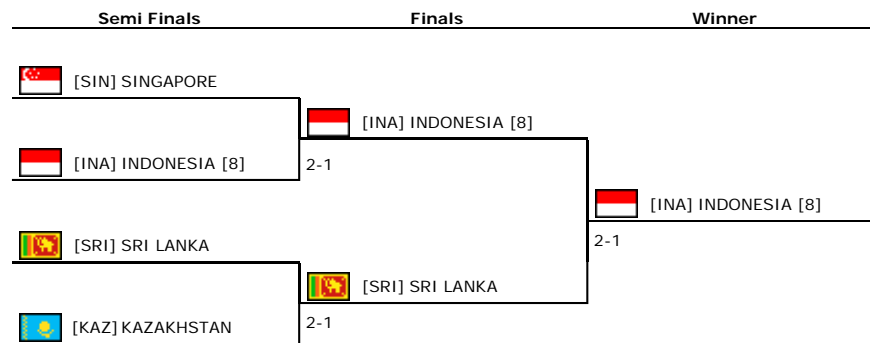
## Jnr Davis Cup by BNP Paribas - Play-off 9th-16th



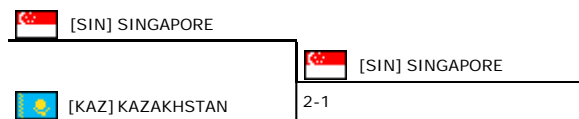
Places 3-4







Places 5-8







Places 7-8



**Jnr Davis Cup by BNP Paribas - Group A**
**Jnr Davis Cup by BNP Paribas - Group A**

		1	2	3	4
1	 [KOR] KOREA [1]		3-0 Won	3-0 Won	2-0 Won
2	 [SRI] SRI LANKA	0-3 Lost		0-2 Lost	0-3 Lost
3	 [SIN] SINGAPORE	0-3 Lost	2-0 Won		0-3 Lost
4	 [THA] THAILAND [7]	0-2 Lost	3-0 Won	3-0 Won	

**Standings of Jnr Davis Cup by BNP Paribas - Group A**





		Points	Played	Matches	Sets	Sets %	Games	Games %
1	 [KOR] KOREA	3	3	8 - 0	16 - 0	100.0%	97 - 23	80.8%
2	 [THA] THAILAND	2	3	6 - 2	12 - 6	66.7%	90 - 64	58.4%
3	 [SIN] SINGAPORE	1	3	2 - 6	6 - 12	33.3%	56 - 96	36.8%
4	 [SRI] SRI LANKA	0	3	0 - 8	0 - 16	0.0%	38 - 98	27.9%

provided by tournamentsoftware.com

**Jnr Davis Cup by BNP Paribas - Group B**
**Jnr Davis Cup by BNP Paribas - Group B**

		1	2	3	4
1	 [JPN] JAPAN [2]		3-0 Won	3-0 Won	3-0 Won
2	 [UZB] UZBEKISTAN	0-3 Lost		2-1 Won	1-2 Lost
3	 [TPE] CHINESE TAIPEI	0-3 Lost	1-2 Lost		3-0 Won
4	 [INA] INDONESIA [8]	0-3 Lost	2-1 Won	0-3 Lost	

**Standings of Jnr Davis Cup by BNP Paribas - Group B**





		Points	Played	Matches	Sets	Sets %	Games	Games %
1	 [JPN] JAPAN	3	3	9 - 0	18 - 0	100.0%	108 - 23	82.4%
2	 [TPE] CHINESE TAIPEI	1	3	4 - 5	9 - 11	45.0%	85 - 89	48.9%
3	 [UZB] UZBEKISTAN	1	3	3 - 6	7 - 14	33.3%	80 - 114	41.2%
4	 [INA] INDONESIA	1	3	2 - 7	6 - 15	28.6%	68 - 115	37.2%

provided by tournamentsoftware.com

**Jnr Davis Cup by BNP Paribas - Group C**
**Jnr Davis Cup by BNP Paribas - Group C**


		1	2	3	4
1	 [IND] INDIA [3]		2-1 Won	3-0 Won	0-2 Lost
2	 [HKG] HONG KONG CHINA	1-2 Lost		2-0 Won	0-3 Lost
3	 [MAS] MALAYSIA	0-3 Lost	0-2 Lost		0-3 Lost
4	 [CHN] CHINA [5]	2-0 Won	3-0 Won	3-0 Won	

**Standings of Jnr Davis Cup by BNP Paribas - Group C**





		Points	Played	Matches	Sets	Sets %	Games	Games %
1	 [CHN] CHINA	3	3	8 - 0	16 - 1	94.1%	100 - 25	80.0%
2	 [IND] INDIA	2	3	5 - 3	11 - 8	57.9%	88 - 71	55.3%
3	 [HKG] HONG KONG CHINA	1	3	3 - 5	7 - 10	41.2%	62 - 80	43.7%
4	 [MAS] MALAYSIA	0	3	0 - 8	1 - 16	5.9%	26 - 100	20.6%

provided by tournamentsoftware.com

**Jnr Davis Cup by BNP Paribas - Group D**
**Jnr Davis Cup by BNP Paribas - Group D**

		1	2	3	4
1	 [AUS] AUSTRALIA [4]		3-0 Won	3-0 Won	2-0 Won
2	 [NZL] NEW ZEALAND	0-3 Lost		3-0 Won	3-0 Won
3	 [KAZ] KAZAKHSTAN	0-3 Lost	0-3 Lost		1-2 Lost
4	 [PHI] PHILIPPINES [6]	0-2 lost	0-3 Lost	2-1 Won	

**Standings of Jnr Davis Cup by BNP Paribas - Group D**

		Points	Played	Matches	Sets	Sets %	Games	Games %
1	 [AUS] AUSTRALIA	3	3	8 - 0	16 - 1	94.1%	100 - 22	82.0%
2	 [NZL] NEW ZEALAND	2	3	6 - 3	12 - 7	63.2%	84 - 66	56.0%
3	 [PHI] PHILIPPINES	1	3	2 - 6	6 - 12	33.3%	65 - 92	41.4%
4	 [KAZ] KAZAKHSTAN	0	3	1 - 8	2 - 16	11.1%	37 - 106	25.9%

provided by tournamentsoftware.com